



Residential Product Line

# Quality People. Quality Products.




Welcome to Haas Door, a family owned and operated company. We value our customers and manufacture our garage doors with the highest quality workmanship and raw materials.

Our method is simple. We hire quality people driven to produce quality products. We call ourselves "The Haas Door Family" and that's the way we operate.

As you read forward, allow us to open a door to endless possibilities for you!

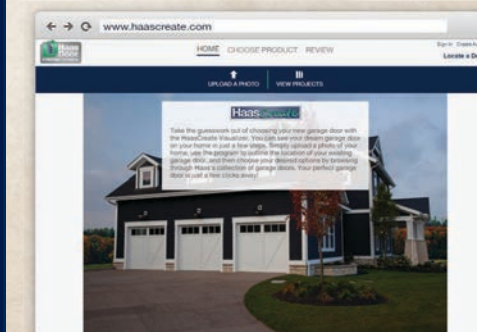
[haasdoor.com](http://haasdoor.com)



## Contents

5000 Series	p 2-3
Insulated Aluminum / 2" thick / R-17.66	
Insulated Aluminum / 1¾" thick / R-16.18	
American Tradition Series	p 4-9
Carriage House Models	
Insulated Steel / 2" thick / R-13.45	
Residential Aluminum 360 Series	p 10-11
Full View Aluminum / 2" thick	
2000 Series	p 12-13
Insulated Steel / 2" thick / R-17.66	
700 Series	p 14-15
Insulated Steel / 1¾" thick / R-16.18	
600 Series	p 16-17
Insulated Steel / 1½" thick / R-13.45	
2400 Series	p 18-19
24 Gauge Steel / 2" thick / R-7.45 Available	
2500 Series	p 20-21
25 Gauge Steel / 2" thick / R-7.45 Available	
Wood Collection	p 22-23
Mahogany, Ash, Am. Walnut & English Oak	
Window Options	p 24-27
Panel Options & Color Options	p 28
Wood Grain Color Options	p 29
Residential Warranty Information	p 30
Product Gauge Information	p 30
Windload & Accessories	p 31
Quality & Environmental Commitment	p 32-33

Create your garage door and view it on your home at [haascreate.com](http://haascreate.com)



5210/5710 in Trinar® polar white



INSULATED ALUMINUM  
**5000**  
*series*

5000 Series / 2" or 1 3/4" thick / R-17.66 or 16.18

## A Superior Alternative

Mother Nature throws some pretty nasty weather at your home. That's why Haas Door created the 5000 Series: the strength of an insulated garage door combined with long-lasting and corrosion-resistant aluminum. Filled with dense CFC-free polyurethane foam insulation, 5200 models are 2 inches thick with a calculated R-value of 17.66, while 5700 models are 1 3/4 inches thick and have a calculated R-value of 16.18.

5000 Series doors feature a tough, durable and weather-resistant Trinar® paint finish. Exposed for decades at weathering facilities in South Florida and other locations around the world, testing has proven Trinar® paints are more than capable of withstanding the degrading effects of weather extremes from the equator to the arctic. Backed by a limited lifetime warranty, the 5000 series is built to last while providing distinction and style.




5280/5780 in Trinar® almond with cathedral windows




5270/5770 in Trinar® polar white with prairie windows

### Available Colors




Trinar® Polar White



Trinar® Almond



**Flush Stucco**  
Model 5210 (2" thick R-17.66)  
Model 5710 (1 3/4" thick R-16.18)  
TL Windows p24  
Bevelite p24 (5710 only)  
Carriage Windows p25  
Ranch Windows p26  
Standard Windows p27



**V-Groove Stucco**  
Model 5212 (2" thick R-17.66)  
Model 5712 (1 3/4" thick R-16.18)  
TL Windows p24 (bottom)



**Raised Ranch Stucco Panel**  
Model 5270 (2" thick R-17.66)  
Model 5770 (1 3/4" thick R-16.18)  
Bevelite p24 (5770 only)  
Ranch Windows p26




**Raised Standard Stucco Panel**  
Model 5280 (2" thick R-17.66)  
Model 5780 (1 3/4" thick R-16.18)  
Bevelite p24 (5780 only)  
Standard Windows p27



5200

A **Full Thermal Break** is used in the tongue-and-groove construction of all 5000 series doors. This rigid vinyl extrusion seals the joints and eliminates metal-to-metal contact, which limits the transfer of temperature.



5700

5200 series doors include **Air Infiltration Seals**, which exceed the ASHRAE 90.1 Standard when installed with standard bottom seal and commonly available rigid/flexible vinyl door stop.


R-Value  
**17.66**

R-Value  
**16.18**

920 in english oak with 3-pane windows



921 in bronze with brown overlays, 3-pane windows, handles and hinges



931 in embossed mahogany



942 in hunter green



921 in charcoal with white overlays, 3-pane windows and handles



## Timeless Beauty.

There are some things that never go out of style. They are timeless; they are classic. That is what Haas Door had in mind when we designed our American Tradition Series™ garage doors. Imagine the beauty of the 1800's carriage house—the tall rooflines, the warm gaslights, and the elegant handcrafted wooden doors detailed with wrought iron hardware.

At Haas Door, we have taken all the elegance of the original wooden carriage house door and updated it into a beautifully wood grain embossed door. Our handcrafted process uses modern technology and 21st century materials. Backed by a Lifetime Limited Warranty, American Tradition Series™ doors are the ideal choice to add the style and appeal of a genuine carriage house door that provides a stronger barrier to the elements than wood.





921 in gray with white overlays, 3-pane windows, handles and hinges



930 in polar white with double arch 8-pane windows



952 in polar white with solid arch




931 in almond with single arch 6-pane windows

Enjoy the handcrafted quality and rich traditional carriage house style without the maintenance of wood. The American Tradition Series™ doors contain CFC free polyurethane insulation with a calculated R-value of 13.45. They are available in thirteen solid and four wood grain base colors. Overlay boards are glued and pinned to the door and are available in the thirteen base colors, with an option to mix and match. (example: almond boards on a sandstone door) Four wood grain overlays are also available.

### Solid Base Colors




Cool Black



Hunter Green



Polar White




Gray



Almond



Trinar® Brown



Sahara Tan




Bronze




Trinar® Beige



Sandstone



Brown




Trinar® White



Charcoal


### Solid Overlay Colors



Cool Black




Hunter Green



White



Gray



Almond



Trinar® Brown




Sahara Tan




Bronze




Trinar® Beige



Sandstone




Brown



Charcoal


### Wood Grain Base Colors




Embossed Mahogany



Embossed Ash



American Walnut



English Oak

### Wood Grain Overlay Colors


Color Note: Wood grain overlays are handcrafted and can vary slightly in color like real wood.




Mahogany



Ash



American Walnut



English Oak

## Top section design styles

Frosted glass is available in all styles.  
1/8" tempered is standard, 1/2" insulated tempered is optional.



Glazed Arch 3-Pane



Glazed 3-Pane



Glazed Arch 4-Pane



Glazed 4-Pane



Glazed Arch 6-Pane



Glazed 6-Pane



Glazed Arch 8-Pane



Glazed 8-Pane



Glazed Arch



Glazed



Solid Arch



Solid



940 in cool black with 8-pane windows



920 in polar white with 8-pane windows and handles



922 in sandstone with 6-pane windows

## Single Doors



920 Plain (930 Arch)



921 Plain (931 Arch)



922 Plain (932 Arch)



940 Plain (950 Arch)



941 Plain (951 Arch)



942 Plain (952 Arch)

## Double Doors



920 Plain (930 Arch)



940 Plain (950 Arch)



921 Plain (931 Arch)



941 Plain (951 Arch)



922 Plain (932 Arch)



942 Plain (952 Arch)

## Decorative Hardware



Hinges (optional)



Handles (standard)

RA 360 in colony maple rails with 1/4" laminated frosted glass



RA 360 in charcoal rails with 1/4" laminated frosted glass




RA 360 in gray rails with 1/4" laminated frosted glass




RA 360 in clear anodized rails with 1/4" laminated frosted glass


Available Aluminum Colors




Clear Anodized




Dark Bronze Anodized




Black Anodized




Polar White




Almond




Sahara Tan




Sandstone




Brown




Hunter Green




Gray



Painted Bronze



Charcoal




Painted Black

Available Powder Coated Wood Grain Colors



Oregon Douglas




National Oak




American Douglas



Knotty Pine



Colony Maple



European Cherry







Table Cherry




American Maple




Golden Oak




Teak



Cherry with Flame



National Cherry



National Walnut



Dark Walnut

Due to the printing process, colors may vary. For an accurate color match, contact your Haas Door dealer.

360 RESIDENTIAL ALUMINUM SERIES

RA 360 Series / 1 3/4" thick

Contemporary Style.

Take your home to a new level of sophistication with a 360 Series residential aluminum garage door from Haas Door. Each door is hand crafted and will add a modern contemporary look to any home. These doors feature a clean, sophisticated straight line look that is not only architecturally pleasing but will further enhance the elegance of your home.

Manufactured with rust and corrosion free commercial grade aluminum, each 360 Series door is built with tongue and groove section joints that will remain strong and durable for the life of the door.

The 360 series is available in ten painted finishes, along with three anodized colors, and 14 powder coated wood grain options. Custom-matched color and custom powder coating is also available. Glass options include 1/8 inch tempered, 1/4 inch laminate or 1/2 inch insulated tempered glass available in a variety of styles.

Add a new level of elegance to your home by installing a Haas 360 Series garage door today. Watch as your neighbors take notice of the clean, sophisticated and contemporary look. For more information, please visit our website: [www.haasdoor.com](http://www.haasdoor.com)

# 2000 series

2000 Series / 2" thick / R-17.66



2073 in saharan tan with colonial windows



2060 in embossed ash with 3-pane windows, hinges and handles



2080 in cool black with colonial windows



2010 in bronze



2064 in embossed mahogany with 3-pane arch windows, hinges and handles



2080 in charcoal with colonial windows


## Built to Last.

The 2000 Series residential garage doors are not just beautiful, but are among the most energy efficient doors in the market, featuring a calculated R-value of 17.66. The 2000 Series doors are 2 inches thick, manufactured with heavy gauge galvanized steel that incorporates the look of embossed wood grain, and filled with dense CFC free polyurethane foam insulation.

A full line of panel styles and window options are also available. Quality, service, and pride in workmanship are what make Haas doors the best value available on the market. So much so, that each door is backed by a Lifetime Limited Warranty. Imagine the curb appeal our 2000 Series doors will add to your home!

R-Value  
**17.66**

2000 series doors include **Air Infiltration Seals**, which exceed the ASHRAE 90.1 Standard when installed with standard bottom seal and commonly available rigid/flexible vinyl door stop.



A **Full Thermal Break** is used in the tongue-and-groove construction. This rigid vinyl extrusion seals the joints and eliminates metal-to-metal contact, which limits the transfer of temperature.



**Flush Model 2010**  
All colors except Bi-Directional wood grains TL Windows p24 Carriage Windows p25 Ranch Windows p26 Standard Windows p27

**V-Groove Model 2012**  
All colors except Bi-Directional wood grains TL Windows p24

**Ribbed Short Panel Model 2060**  
All colors Carriage Windows p25  
**Model 2072**  
All colors Ranch Windows p26  
**Model 2082**  
All colors Standard Windows p27

**Recessed Short Panel Model 2061**  
All colors Carriage Windows p25  
**Model 2071**  
All colors Ranch Windows p26  
**Model 2081**  
All colors Standard Windows p27

**Ribbed Long Panel Model 2064**  
All colors Carriage Windows p25  
**Model 2074**  
All colors Ranch Windows p26

**Recessed Long Panel Model 2063**  
All colors Carriage Windows p25  
**Model 2073**  
All colors Ranch Windows p26

(Model 2063 and 2073 are not available in 24" sections)

**Raised Ranch Panel Model 2070**  
All colors Ranch Windows p26

**Raised Standard Panel Model 2080**  
All colors Standard Windows p27

**Sculptured Raised Panel Model 2090**  
All colors Standard Windows p27



# 700 Series

700 Series / 1 3/4" thick / R-16.18



760 in mahogany with 6-pane windows, hinges and handles



760 in american walnut bi-directional, hinges and handles



764 in Trinar® beige with 3-pane windows, hinges and handles



761 in polar white with 3-pane windows, hinges and handles



764 in sandstone with 6-pane arch windows


## Instant Curb Appeal.

The 700 Series Residential Garage Doors from Haas Door are made with heavy gauge galvanized steel and embossed with a deep wood grain. Combined with 1 3/4" thick, CFC free polyurethane, the 700 series is engineered for maximum energy efficiency and years of maintenance free use. A full range of color and window options, plus Limited Lifetime Warranty make the 700 series the ideal choice to add beauty and value to your home. For more information, please visit our website at: [www.haasdoor.com](http://www.haasdoor.com)

R-Value  
**16.18**




**Flush Model 710**  
All colors except Bi-Directional wood grains  
TL Windows p24  
Carriage Windows p25  
Ranch Windows p26  
Standard Windows p27




**V-Groove Model 712**  
All colors except Bi-Directional wood grains  
TL Windows p24



**Ribbed Short Panel Model 760**  
All colors  
Carriage Windows p25  
**Model 772**  
All colors  
Ranch Windows p26  
**Model 782**  
All colors  
Standard Windows p27




**Recessed Short Panel Model 761**  
All colors  
Carriage Windows p25  
**Model 771**  
All colors  
Ranch Windows p26  
**Model 781**  
All colors  
Standard Windows p27



**Ribbed Long Panel Model 764**  
All colors  
Carriage Windows p25  
**Model 774**  
All colors  
Ranch Windows p26



**Recessed Long Panel Model 763**  
All colors  
Carriage Windows p25  
**Model 773**  
All colors  
Ranch Windows p26  
*(Model 763 and 773 are not available in 24" sections)*



**Raised Ranch Panel Model 770**  
All colors  
Ranch Windows p26



**Raised Standard Panel Model 780**  
All colors  
Standard Windows p27



**Sculptured Raised Panel Model 790**  
All colors  
Standard Windows p27



A Full Thermal Break is used in the tongue-and-groove construction of all 700 series doors. This rigid vinyl extrusion seals the joints and eliminates metal-to-metal contact, which limits the transfer of temperature.

For more details on wood grain colors, see pg 22-23.



664 in charcoal with 3-pane double arch windows



674 in saharan tan with prairie windows, hinges and handles



660 in sandstone with 6-pane windows, hinges and handles



660 in american walnut bi-directional with 3-pane windows



680 in embossed ash


# 600 Series

600 Series / 1 3/8" thick / R-13.45

## Make a Statement.

The 600 Series combines the look of deep embossed wood grain with the strength and durability of heavy gauge galvanized steel for years of virtually maintenance free use without the worry of warping, cracking, or rotting. This series provides maximum energy efficiency with 1 3/8" thick, CFC free, polyurethane insulation that provides more than five times the insulating value of wood. Backed by a Limited Lifetime Warranty, the 600 Series is ideal in all climates and offers a full range of color and window options. Adding beauty and value to your home has never been so easy!

R-Value  
**13.45**



- Flush Model 610**  
All colors except Bi-Directional wood grains TL Windows p24 Carriage Windows p25 Ranch Windows p26 Standard Windows p27
- V-Groove Model 612**  
All colors except Bi-Directional wood grains TL Windows p24
- Ribbed Short Panel Model 660**  
All colors Carriage Windows p25  
**Model 672**  
All colors Ranch Windows p26  
**Model 682**  
All colors Standard Windows p27
- Recessed Short Panel Model 661**  
All colors Carriage Windows p25  
**Model 671**  
All colors Ranch Windows p26  
**Model 681**  
All colors Standard Windows p27
- Ribbed Long Panel Model 664**  
All colors Carriage Windows p25  
**Model 674**  
All colors Ranch Windows p26
- Recessed Long Panel Model 663**  
All colors Carriage Windows p25  
**Model 673**  
All colors Ranch Windows p26  
*(Model 663 and 673 are not available in 24" sections)*
- Raised Ranch Panel Model 670**  
All colors Ranch Windows p26
- Raised Standard Panel Model 680**  
All colors Standard Windows p27
- Sculptured Raised Panel Model 690**  
All colors Standard Windows p27




A **Full Thermal Break** is used in the tongue-and-groove construction of all 600 series doors. This rigid vinyl extrusion seals the joints and eliminates metal-to-metal contact, which limits the transfer of temperature.


For more details on wood grain colors, see pg 22-23.



Available Colors



Polar White




Almond



Sahara Tan



Sandstone



Brown

# 2400 Series

## Superior Craftsmanship.

The 2400 Series is a high quality, low maintenance line of garage doors designed to add distinction to any home. Experience the look of deeply embossed wood grain with the strength and durability of 24 gauge galvanized steel. The 2400 Series offers the look of wood without the worry of warping, cracking, or rotting.

The 2400 Series carries a Limited Lifetime Warranty as well as a full range of options including glazing, pre-finished color, and window style. Also available is an upgrade to energy efficient insulation with the 2410L, 2460L, 2461L, 2470L and 2480L models. Adding beauty and value to your home has never been so easy!

2400 Series / 2" thick / R-7.45 available



2470 in sahara tan with prairie windows



2460 in polar white with 6-pane windows, hinges and handles



2480 in almond




**Flush**  
Model 2410/2410L\*  
TL Windows p24 (bottom)  
Carriage Windows p25  
Ranch Windows p26  
Standard Windows p27



**Ribbed Short Panel\*\***  
Model 2460/2460L\*  
Carriage Windows p25  
Model 2472/2472L\*  
Ranch Windows p26  
Model 2482/2482L\*  
Standard Windows p27



**Recessed Short Panel\*\***  
Model 2461/2461L\*  
Carriage Windows p25  
Model 2471/2471L\*  
Ranch Windows p26  
Model 2481/2481L\*  
Standard Windows p27



**Raised Ranch Panel**  
Model 2470/2470L\*  
Ranch Windows p26



**Raised Standard Panel**  
Model 2480/2480L\*  
Standard Windows p27




**Insulated Laminate Back (L) - inside view**




**Tongue-and-groove construction** is used in the manufacturing of all 2400 series doors. The door shown includes optional polystyrene insulation panel. (exterior cross section view)

\* L indicates energy efficient insulated laminate back option  
\*\* indicates panel is not available in 18" sections

Available Colors




Polar White



Almond



Sahara Tan



Sandstone



Brown



2560 in sandstone with 6-pane double arch windows

# 2500 Series

2500 Series / 2" thick / R-7.45 available

## Exceptional Value.

The 2500 Series is an attractive garage door line that combines the strength and durability of 25 gauge galvanized steel with the handsome appearance of natural wood grain. Built economically without sacrificing quality, the 2500 Series is an unmistakable value that will complement the appearance of any home.

The 2500 residential garage door series is engineered to offer beauty, practicality and affordability. An upgrade to energy efficient insulation is also available with the 2560L, 2561L, 2570L and 2580L models. As always, our doors are backed by a Limited Lifetime Warranty against rust through, warping or cracking.



2570 in polar white with sunset windows



2561 in almond with 6-pane windows




2580 in polar white with cascade windows



**Ribbed Short Panel\*\***  
**Model 2560/2560L\***  
 Carriage Windows p25  
**Model 2572/2572L\***  
 Ranch Windows p26  
**Model 2582/2582L\***  
 Standard Windows p27



**Recessed Short Panel\*\***  
**Model 2561/2561L\***  
 Carriage Windows p25  
**Model 2571/2571L\***  
 Ranch Windows p26  
**Model 2581/2581L\***  
 Standard Windows p27



**Raised Ranch Panel**  
**Model 2570/2570L\***  
 Ranch Windows p26



**Raised Standard Panel**  
**Model 2580/2580L\***  
 Standard Windows p27



**Insulated Laminate Back**  
 (L) - inside view




**Tongue-and-groove construction** is used in the manufacturing of all 2500 series doors. The door shown includes optional polystyrene insulation panel. (exterior cross section view)

\* L indicates energy efficient insulated laminate back option  
 \*\* indicates panel is not available in 18" sections

# Bi-Directional Wood Grains



- A vertical wood grain pattern on the panel and stile contrasting with a horizontal pattern on the rails creates the appearance of a real wood door.
- The pre-painted wood grain finish is baked on to ensure a durable and long lasting door.
- Built with 26 gauge galvanized steel that features a light stucco embossment.
- Available in all insulated steel models with a panel.



Ash  
Bi-Directional Pattern

## Available Bi-Directional Colors




Stucco Embossed American Walnut Bi-Directional    Stucco Embossed English Oak Bi-Directional    Stucco Embossed Mahogany Bi-Directional    Stucco Embossed Ash Bi-Directional

# Uni-Directional Wood Grains




- These authentic colors feature a wood grain pattern that runs horizontally to compliment any of our insulated steel models.
- The pre-painted wood grain finish is baked on to ensure a durable and long lasting door.
- Built with 26 gauge galvanized steel that features a wood grain embossment.
- Available in all insulated steel models.



Ash  
Uni-Directional Pattern

## Available Uni-Directional Colors



Wood Grain Embossed American Walnut Uni-Directional    Wood Grain Embossed English Oak Uni-Directional    Wood Grain Embossed Mahogany Uni-Directional

*Due to the printing process, colors may vary. For an accurate color match, contact your Haas Door dealer for a metal color selector.*



Wood Grain Embossed Mahogany Uni-Directional    Wood Grain Embossed Ash Uni-Directional



## WOOD COLLECTION

## The Beauty of Wood Without the Maintenance.

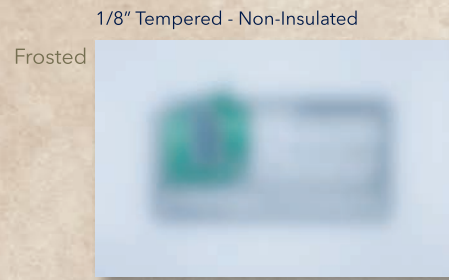
Haas Door's wood grain doors are available in a baked on custom finish that gives you the exact appearance of real wood. Crafted from 26 gauge, galvanized steel, all of this beauty comes without the maintenance of wood or fiberglass and is covered by our Limited Lifetime Warranty.

**American Walnut, English Oak, Ash and Mahogany** are available on our 600, 700 and 2000 series residential doors. Uni-directional patterns are wood grain embossed. While bi-directional patterns have a light stucco embossment.

**All four wood grain color options** are also available in the American Tradition Series. These colors are wood grain embossed.

With the Haas Door Wood Collection, no one will know the difference unless you tell them.

# RA360 Series Glass Options




This image is for visual reference only to show the effect of glass option. No glass overlay on this image.

# TL Series Windows

5210, 5212  
2010, 2012  
3/4" Insulated  
Available in all door colors

5710, 5712  
710, 712  
610, 612  
1/2" Insulated  
Available only in Black




# Carriage House Series Windows (not available in 18" sections)

5210  
2010, 2060, 2061, 2063, 2064  
3/4" Insulated  
3/4" Insulated Frosted

5710  
710, 760, 761, 763, 764  
610, 660, 661, 663, 664  
1/8" Tempered, 1/8" Tempered Frosted  
1/2" Insulated, 1/2" Insulated Frosted

2410, 2460, 2461  
2560, 2561  
1/8" Tempered  
1/8" Tempered Frosted




# Ranch Series Windows

5210, 5270  
2010, 2070, 2071, 2072, 2073, 2074  
1/2" Insulated  
1/2" Insulated Frosted

5710, 5770  
710, 770, 771, 772, 773, 774  
610, 670, 671, 672, 673, 674  
1/8" Tempered, 1/8" Tempered Frosted  
1/2" Insulated, 1/2" Insulated Frosted

2410, 2470, 2471, 2472  
2570, 2571, 2572  
1/8" Tempered  
1/8" Tempered Frosted




# Standard Series Windows


5210, 5280  
2010, 2080, 2081, 2082, 2090  
1/2" Insulated  
1/2" Insulated Frosted

5710, 5780  
710, 780, 781, 782, 790  
610, 680, 681, 682, 690  
1/8" DSB, 1/8" DSB Frosted  
1/2" Insulated, 1/2" Insulated Frosted


2410, 2480, 2481, 2482  
2580, 2581, 2582  
1/8" DSB  
1/8" DSB Frosted



## Panel Options



Flush



V-Groove



Ribbed Short Panel



Recessed Short Panel



Ribbed Long Panel



Recessed Long Panel



Raised Ranch Panel




Raised Standard Panel



Sculptured Raised Panel

## Steel Color Options Standard Colors



Polar White




Almond



Sahara Tan




Sandstone




Gray (not available in 2400/2500)




Bronze (not available in 2400/2500)



Hunter Green (not available in 2400/2500)




Brown



Charcoal (not available in 2400/2500)

## Premium Colors (not available in 2400 & 2500 series)



Trinar® White\*



Trinar® Beige\*



Trinar® Brown\*



Cool Black\*\*

\*Trinar® colors carry a 35 year finish warranty, making them ideal for projects that require lasting durability and beauty.

\*\*Cool Black includes a cool chemistry paint finish but is not recommended for projects with extreme exposures to heat and light.

## Wood Grain Color Options

### Uni-Directional Colors (not available in 2400 & 2500 series)



American Walnut  
Wood Grain Embossed




English Oak  
Wood Grain Embossed



Ash  
Wood Grain Embossed



Mahogany  
Wood Grain Embossed




Ash  
Uni-Directional Pattern

- These authentic colors feature a woodgrain pattern that runs horizontally to compliment any of our insulated steel models.
- The pre-painted wood grain finish is baked on to ensure a durable and long lasting door.
- Built with 26 gauge galvanized steel that features a wood grain embossment.
- Available in all insulated steel models.


### Bi-Directional Color (not available in 2400 & 2500 series)




American Walnut  
Stucco Embossed




English Oak  
Stucco Embossed



Ash  
Stucco Embossed



Mahogany  
Stucco Embossed



Ash  
Bi-Directional Pattern

- A vertical wood grain pattern on the panel and stile contrasting with a horizontal pattern on the rails creates the appearance of a real wood door.
- The pre-painted wood grain finish is baked on to ensure a durable and long lasting door.
- Built with 26 gauge galvanized steel that features a light stucco embossment.
- Available in all insulated steel models with a stamped panel.

Due to the printing process, colors may vary. For the most accurate color match, see your Haas Door dealer for a metal color selector.



# Residential Warranty Information

## 5000 Series - Insulated Aluminum

- Lifetime Delamination Warranty
- 6 Year Hardware Warranty
- 3 Year Spring Warranty
- 1 Year All Other Components

## American Tradition™ Series

- Lifetime Delamination and Rust-through Warranty
- 6 Year Hardware Warranty
- 5 Year Overlay Warranty
- 3 Year Spring Warranty
- 1 Year All Other Components

## Residential Aluminum 360 Series

- 6 Year Hardware Warranty
- 5 Year Finish Warranty
- 3 Year Spring Warranty
- 1 Year All Other Components

## 2000, 700, 600 Series - Insulated Steel

- Lifetime Delamination and Rust-through Warranty
- 6 Year Hardware Warranty
- 3 Year Spring Warranty
- 1 Year All Other Components

## 2400 Series - Steel

- Lifetime Rust-through Warranty
- 6 Year Hardware Warranty
- 3 Year Spring Warranty
- 1 Year All Other Components

## 2500 Series - Steel

- Lifetime Rust-through Warranty
- 3 Year Hardware Warranty
- 3 Year Spring Warranty
- 1 Year All Other Components

# Product Gauge Information

## 5000 Series - Insulated Aluminum

24 gauge aluminum

## American Tradition™ Series

26 gauge galvanized steel

## Residential Aluminum 360 Series

0.65" minimum aluminum tubular extrusion

## 2000, 700, 600 Series - Insulated Steel

26 gauge galvanized steel

## 2400 Series - Steel

24 gauge galvanized steel

## 2500 Series - Steel

24 gauge nominal galvanized steel



## Wind Load

Haas garage doors are available in a wide range of design pressures for wind load requirements. Contact your local dealer for more information about wind load requirements in your area.



## Advanced Paint System

All Haas garage doors include a three-tier, corrosion resistant protective finish with a polyurethane primer and a durable polyester finish coat on the interior and exterior. Haas Door's paint thickness is one of the highest in the industry.



Aluminum



Steel

## Weather Seal

All Haas garage doors include a heavy vinyl bottom weather seal that seals out the elements and repels the most hostile weather conditions.



## Accessories

Optional decorative hardware is available on all models.



Hinges (optional)



Handles (optional, standard on 900 series)



Black nylon, white nylon, 10 ball steel roller



Powder Coated Hardware Options



## Haas Door is Committed to Quality.

As a member of the Door and Access Systems Manufacturers Association (DASMA), Haas Door is committed to industry standards for quality and safety. In addition to these guidelines, Haas Door has developed its own quality assurance procedures.

Each raw material used in the manufacturing process is inspected daily for quality assurance. Steel used on the inside and outside skins is checked for accuracy in thickness and finish. The insulation material, a high density CFC free polyurethane foam, is tested continuously on each production line to ensure that the correct density, blend of material, cure time and calculated R-values are achieved.

Samples of manufactured doors are tested for quality and durability. Doors are cycled tens of thousands of times to test the performance and endurance of the sections, hinges, springs, cables, rollers, bottom seals, and track. Strength is measured using two separate tests. Individual sections are subjected to a dead load test, and complete doors are wind load tested. This ensures that Haas garage doors will meet wind load requirements for building codes across the country.

Haas continues to perform testing outside of the manufacturing facility, as both prototype and current doors are installed in various locations and monitored for durability. External labs are also used to test specific components to ensure quality standards.

Quality people and quality products are what make Haas Door the best garage door manufacturer in the industry. Open the door to endless possibilities!



## Environmental Responsibility

Haas Door Company manufactures all garage doors in the U.S. and is committed to providing quality products that are safe for our customers and to the environment. Haas garage doors are made from steel that contains 80% recycled material. A plastic thermal break, made with recycled materials, separates each door section to eliminate metal-to-metal contact and the transfer of temperature. Haas also uses CFC-free polyurethane insulation, which results in some of the most energy-efficient doors on the market. Good for the environment and saves energy!

Haas Door has also implemented an ongoing improvement plan to gain efficiency and reduce waste, including a recycling program for scrap metal, cardboard and plastic. Many suppliers are regional, which minimizes fuel costs, and material packaging is reused or recycled whenever possible.





Rev. 3.2  
©Haas Door 2017

320 Sycamore  
Wauseon, OH 43567

[haasdoor.com](http://haasdoor.com)



open the door to  
endless possibilities